L N B

LATVIJAS
NACIONĀLĀ
BIBLIOTĒKA

Comparison:

number of visits during the Covid-19 emergency and one year ago

Number of visits to the digital book collection from 12 March to 31 May

L N B
NATIONAL LIBRARY OF LATVIA

Ministry of Culture
Republic of Latvia

Users

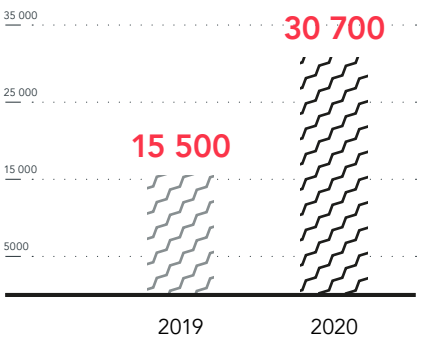

Average number of users per day

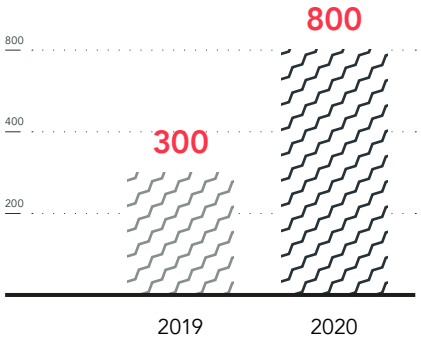

Sessions

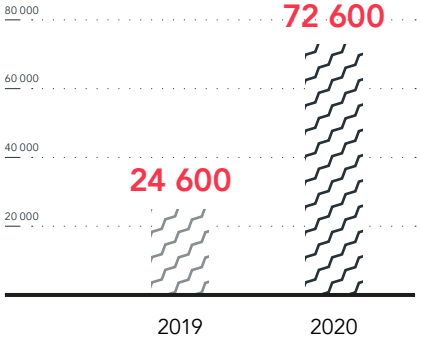

lnb.lv
digitalabiblioteka.lv
gramatas.lnb.lv

New users

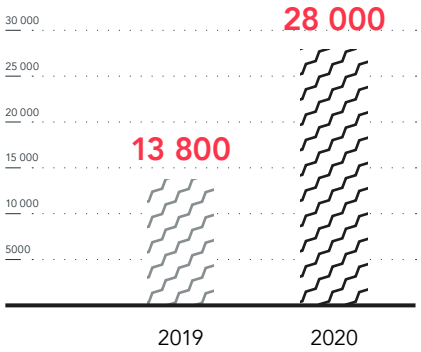

Maximum number of users per day

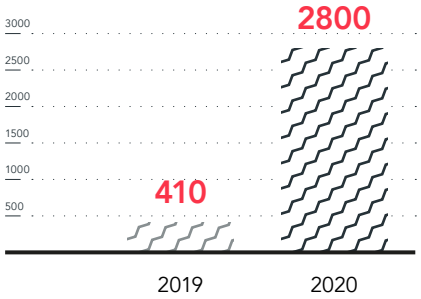

Page views

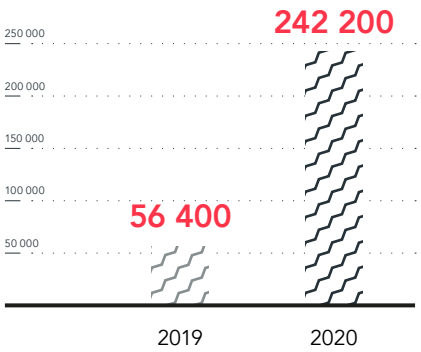

Data obtained using *Google Analytics*.

#Ēkultūra

Number of visits to the digital periodicals collection from 12 March to 31 May

L N B
NATIONAL LIBRARY OF LATVIA

Ministry of Culture
Republic of Latvia

Users

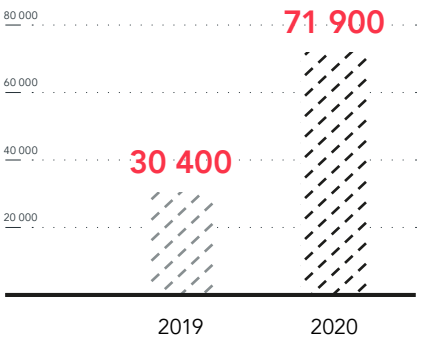

Average number of users per day

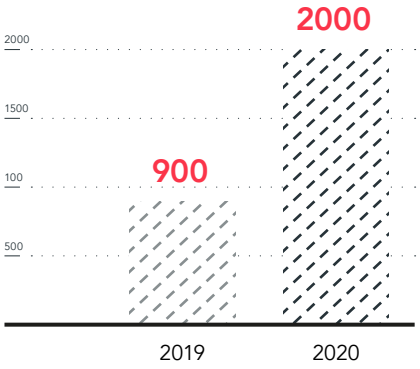

Sessions

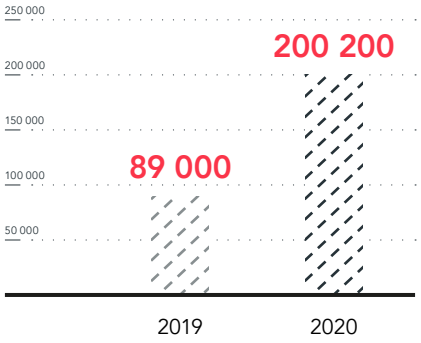

New users

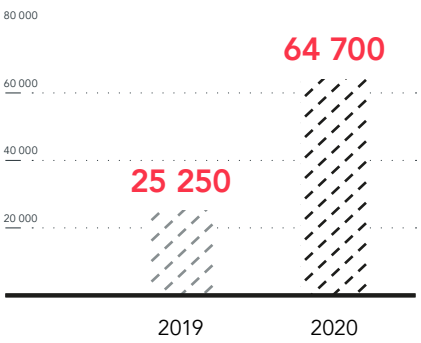

Maximum number of users per day

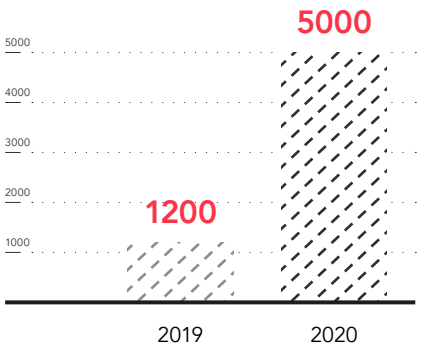

Page views

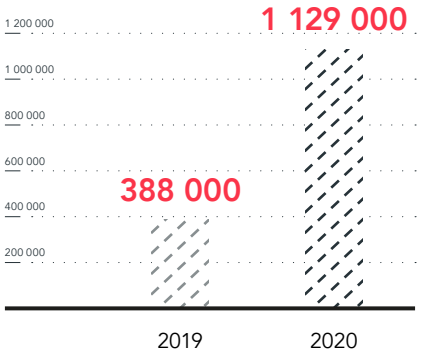

In total, readers spent 4.5 years of their time (or an average of 12 minutes each time) on researching historical periodicals during the Covid-19.

lnb.lv
digitalabiblioteka.lv
periodika.lv

Data obtained using *Google Analytics*.

#Ēkultūra

Number of visits to the National Encyclopedia from 12 March to 31 May

L N B

NATIONAL NATIONAL BIBLIOTEKA

Ministry of Culture Republic of Latvia

Nacionālā enciklopēdija

lnb.lv
enciklopedija.lv

Users

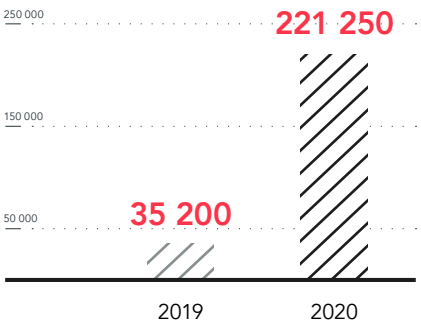

Average number of users per day

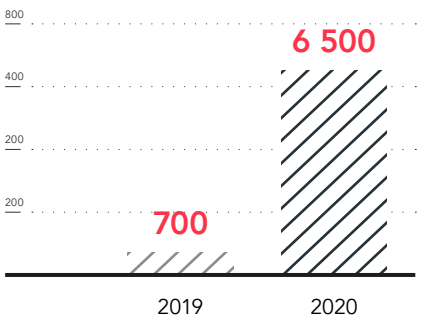

Sessions

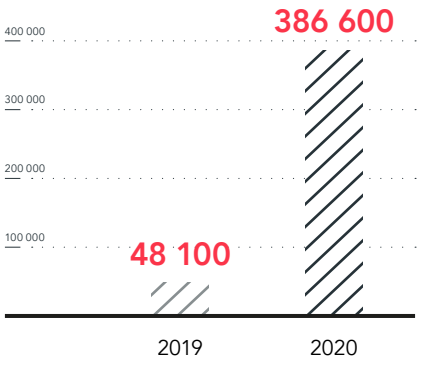

New users

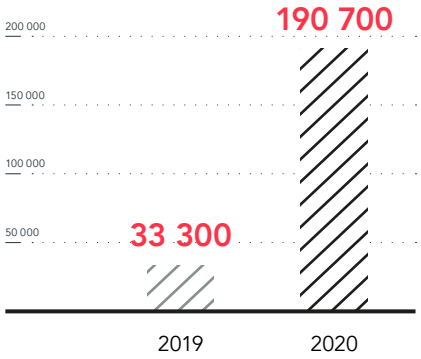

Maximum number of users per day

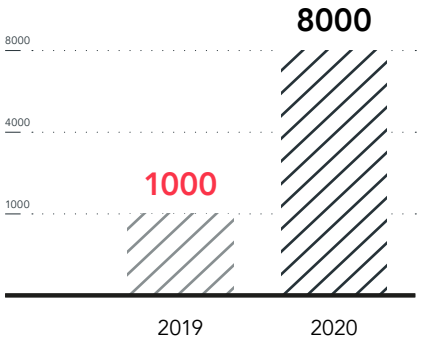

Page views

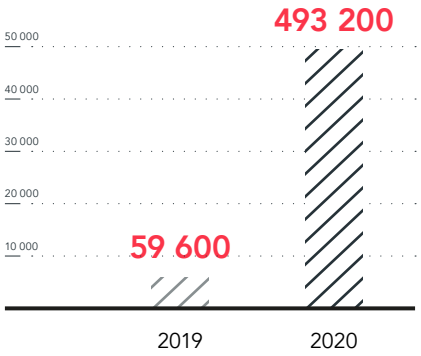

Data obtained using *Google Analytics*.

#Ēkultūra